

SILVER OAK SHOPS & OFFICES CO. OP. HOUSING SOC. LTD.
PROVISIONAL BALANCE SHEET AS AT 31st March, 2021





PROVISIONAL

PARTICULARS		NOTES	2020-21	2019-20
			(Rs.)	(Rs.)
I.	EQUITY AND LIABILITIES:			
1	Shareholders' Funds			
(a)	Share Capital	1	3000000	3000000
(b)	Reserves & Surplus	2	367056518	288601673
2	Share Application Money Pending Allotment			
3	Non Current Liabilities			
(a)	Long Term Borrowings	3	1011916108	599828447
(b)	Deffered Tax Liabilities (Net)			
(c)	Other Long Term Liabilities	4	52460200	54024800
(d)	Long Term Provisions			
4	Current Liabilities			
(a)	Short Term Borrowings		-	-
(b)	Trade Payables	5	1140266	23288869
(c)	Other Current Liabilities	6	1600303	1243951
(d)	Short Term Provisions	7	55317392	52082700
			58057961	76615520
	TOTAL		1492490787	1022070440
II	ASSETS			
1	Non Current Assets			
(a)	Fixed Assets	8		
	(i) Tangible Assets		608797927	675990138
	(ii) Intangible Assets			
	(iii) Capital Work In Progress		658790695	216587794
	(iv) Intangible Assets, Under Development			
(b)	Non Current Investments	9	549010	549010
(c)	Deffered Tax Assets (Net)			
(d)	Long Term Loans & Advances	10	6237508	6237508
(e)	Other Non Current Assets		-	-
2	Current Assets			
(a)	Inventories		-	-
(b)	Trade Receivables	11	73217375	13955830
(c)	Cash & Cash Equivalents	12	74967124	48751242
(d)	Short Term Loans & Advances	13	69931148	59998918
			218115647	122705990
	TOTAL		1492490787	1022070440

0

On Behalf of the Board of Directors
FOR SILVER OAK SHOPS & OFFICES CHS. LTD.



Shital O Agrawal
Chairman



Poonam S. Agrawal
Secretary

SILVER OAK SHOPS & OFFICES CO. OP. HOUSING SOC. LTD
PROVISIONAL PROFIT AND LOSS FROM 01/04/2020 TO 31/03/2021

PARTICULARS		NOTES	2020-21	2019-20
			(Rs.)	(Rs.)
I	Revenue from Operations	13	714218555	610009431
II	Other Income	14	516123	2604100
III	Changes in Inventory of Finished Goods, WIP & Stock In Trade		-	-
IV	Total Revenue (I+II+III)		715734678	612613531
V	Expenses			
(a)	Cost of Material Consumed		-	-
(b)	Purchases of Stock In Trade		-	-
(c)	Employee Benefit Expenses	15	334156109	264058616
(d)	Finance Cost	16	51036340	45380628
(e)	Depreciation & Amortization Expense		68553956	68693767
(f)	Other Expenses	17	147947505	137729179
	TOTAL EXPENSES		601693910	515862190
V	Profit Before Exceptional & Extraordinary Items and Tax		114040768	96751341
VI	Exceptional Items		-	-
VII	Profit Before Extraordinary Items and Tax (V-VI)		114040768	96751341
VIII	Extraordinary Items		-	-
IX	Profit Before Tax (VII-VIII)		114040768	96751341
X	Tax Expenses			
(i)	Income Tax paid for earlier years		14940210	-
(ii)	Income Tax Refund		-	-
(iii)	Provision for Income Tax		37633453	31927950
(iv)	Deferred Tax Liability/(Asset)		-	-
(v)	Short /(Excess) Provision of I.T.		-16987740	0
			35,585,923	31927950
XI	Profit for the period from continuing operations (IX-X)		78454845	64823391
XII	Profit/(Loss) from discontinuing operations		-	-
XIII	Tax expense of discontinuing operations		-	-
XIV	Profit/(Loss) from discontinuing operations (after Tax) (XII-XIII)		-	-
XV	Profit/(Loss) for the period (XI+XIV)		78454845	64823391

On Behalf of the Board of Directors
FOR SILVER OAK SHOPS & OFFICES CHS. LTD.


Shital O Agrawal
Chairman


Poonam S. Agrawal
Secretary

SILVER OAK SHOPS & OFFICES CO. OP. HOUSING SOC. LTD.




PARTICULARS	NOTES	2020-21	2019-20
		(Rs.)	(Rs.)
SHARE CAPITAL	1		
a) Authorised Share Capital 60000 Equity Shares of Rs.50/- each [Previous Year : 60000 Equity Shares of Rs.50/- each]		3000000	3000000
b) Issued,Subscribed & Paid up Share Capital 60000 Equity Shares of Rs.50/- each [Previous Year : 60000 Equity Shares of Rs.50/- each]		3000000	3000000
c) Shares Forfeited No. of Equity Shares of Rs./- paid up [Previous Year : No. of Equity Shares of Rs.50/- each]		0	0
TOTAL		3000000	3000000

PARTICULARS	NOTES	2020-21	2019-20
		(Rs.)	(Rs.)
RESERVES & SURPLUS	2		
SURPLUS IN PROFIT & LOSS A/C			
Opening Balance (1/4/2020)		155494728	90671337
Add : Profit / Loss for the YEAR		78454845	64823391
		233949573	155494728
Member Anamat		3300	3300
Reserve Fund		3645	3645
Building Fund		133100000	133100000
TOTAL		367056518	288601673

On Behalf of the Board of Directors
FOR SILVER OAK SHOPS & OFFICES CO. OP. HOUSING SOC. LTD.



Shital O Agrawal
Chairman


Poonam S. Agrawal
Secretary

SILVER OAK SHOPS & OFFICES CO. OP. HOUSING SOC. LTD.

PARTICULARS	NOTES	2020-21	2019-20
		(Rs.)	(Rs.)
Secured Loans			
From Banks and NBFCs:			
Central Bank of India Term Loan - VI (A/c No. 9980)*		0	7167486
Central Bank of India Term Loan - VII (A/c No. 6193)*		0	11809185
Central Bank of India Term Loan - VIII (A/c No.1859)*		0	60623666
Central Bank of India OD - Rs. 26 Crore (A/c 3290)*		0	209947200
Indus Ind Bank Ltd. GECL - 585 Lacs		58500000	0
Avanse Financial Services Ltd.**		33680211	34669120
Avanse Financial Services Ltd.**- UNSECURED		2201644	3025276
Dewan Housing Finance Ltd. (DHFL) - (Rs. 292.40 Lacs){#}		20255087	22703936
Dewan Housing Finance Ltd. (DHFL) - (Rs. 53.25 Lacs){##}		3716757	4158580
Avanse Financial Services Ltd.**-76.40 lacs		7640000	0
Punjab National Bank - Car Loan (@@)		144026	228616
India Infoline Finance Limited		334201	1900228
NSDC LOAN		34873152	35404218
Indusind Bank Ltd. - Loan A/c		594166626	0
Indusind Bank Ltd. - Overdraft A/c		5000000	0
		760511704	391637511
Unsecured Loans			
Loans & Advances from Related Parties:			
Poonam Agrawal		112349174	68012140
Shital Agrawal		134055230	148878796
Sonal Agrawal		1000000	1000000
Other friends & relatives		4000000	4000000
		251404404	208190936
TOTAL		1011916108	599828447

On Behalf of the Board of Directors
FOR SILVER OAK SHOPS & OFFICES CHS. LTD.


Shital O Agrawal
Chairman


Poonam S. Agrawal
Secretary

SILVER OAK SHOPS & OFFICES CO. OP. HOUSING SOC. LTD.



PARTICULARS	NOTES	2020-21	2019-20
		(Rs.)	(Rs.)
OTHER LONG TERM LIABILITIES	4		
Trade Payables			
OTHERS			
Student Deposit - Silver oak college (SOCET)		45364700	47012300
Student Deposit - Aditya Silver Oak (ASOIT)		6515000	7012500
Student Deposit - SOU A/C		580500	0
TOTAL		52460200	54024800
SHORT TERM BORROWINGS	5		
CREDITORS FOR CAPITAL GOODS			
Shreenath Infocom		211511	180530
Chandresh Cables		190477	304160
Ramesh Corporation		201453	3090172
Hari Electricals		19520	455258
Suvin Steel		89258	3292166
Hariom Steel		162582	682458
Mayur Labour		0	61670
A M Bricks		80540	101200
Kishore Labour		0	105000
Janki B Gold Transport		0	80000
Shree Brahmani Traders		0	106000
Artocrete Artistic Concrete Solutions		80540	1025255
Hindustan Concrete		80544	0
Nirav Transport		23841	105000
		0	0
		1140266	9588869
CREDITORS FOR OTHERS			
Advance Fee Received Silver Oak (SOCET)		0	8812480
Advance Fee Received Aditya Silver Oak (ASOIT)		0	4887520
		0	13700000
TOTAL		1140266	23288869
OTHER CURRENT LIABILITIES	6		
Statutory Liabilities			
Professional tax		270050	26840
Providend Fund Payable		98180	98180
Providend Fund Payable - Aditya Silver Oak		15813	15813
TDS on Salary		1055170	968191
TDS on Interest		80295	28480
TDS on Professional Services		19750	47500
TDS on Contractor		31045	28947
OTHERS			
Canteen Deposit		30000	30000
TOTAL		1600303	1243951
SHORT TERM PROVISIONS	7		
Provision for Audit Fees		125000	125000
Provision for Expenses :			
Salary Expenses - Silver Oak		12312166	14250170
Salary Expenses - Aditya Silver Oak		4680551	5288258
Electric Exp.		554780	462800
Income Tax Provision		37633453	31927950
Telephone Exp.		11442	28522
TOTAL		55317392	52082700

On Behalf of the Board of Directors
FOR SILVER OAK SHOPS & OFFICES CHS. LTD.

Shital O Agrawal
Chairman

Poonam S. Agrawal
Secretary

SILVER OAK SHOPS & OFFICES CO. OP. HOUSING SOC. LTD.

PARTICULARS	NOTES	2020-21	2019-20
		(Rs.)	(Rs.)
NON CURRENT INVESTMENTS	9		
TRADE INVESTMENTS			
Shares of Kushal Tradelink Ltd.		549010	549010
TOTAL		549010	549010
LONG TERM LOANS AND ADVANCES	10		
Security Deposits :			0
AMC Deposit		5987508	5987508
Torrent Power Ltd. - Deposit		250000	250000
Gandhi Corporation - Deposit		6237508	6237508
TOTAL		6237508	6237508
SUNDRY DEBTORS (TRADE RECEIVABLES)	11		
PMKVY-TI [SILVER OAK COLLEGE]		1555641	140541
PMKVY-TI [ADITYA SILVER OAK COLLEGE]		1318195	90888
NISC [SURYA MITRA]		2800944	40855
PMKK - PRADHAN MANTRI KAUSHAL KENDRA		67542595	13683546
TOTAL		73217375	13955830
CASH & CASH EQUIVALENTS	12		
CASH IN HAND:			
CASH - Silver Oak		228540	428885
CASH - Aditya Silver Oak		30080	41560
BANK BALANCES:			
Central Bank of India College A/c 9388		1321118	42157608
Central Bank of India Current A/c 22381		13870894	-299055
Central Bank of India - Relief Road Branch		0	2340
Central Bank of India - Escrow A/c [6429] Gota		349040	91169
Central Bank of India - Escrow A/c Gota - [7387] Aditya		2620103	121218
Central Bank of India - Aditya Silver Oak Institute of Technology A/c 401		531292	2514570
Central Bank of India - Gota Branch - 11 A/C		215819	53784
Central Bank of India - Gota Branch - 8 A/C		1635674	0
C B I - Gota Branch - Silver Oak College Online Exam A/c		331504	32771
C B I - Gota Branch - Silver Oak College A/c		0	6350
Central Bank of India - Diploma A/c Gota - [5793] Aditya		0	8190
Balance from other banks		7310	44040
Indusind Bank Ltd. - Current A/c		39211566	0
BANK DEPOSITS WITH MORE THAN 12 MONTHS MATURITY			
FDR - AICTI - Aditya Silver Oak		3547812	3547812
INDUSIND BANK - FIXED DEPOSIT A/C		11066372	0
TOTAL OF CASH & CASH EQUIVALENT		74967124	48751242
SHORT TERM LOANS AND ADVANCES	13		
(Unsecured - Considered Good)			
Loans & Advances to Related Parties			
Anusakshi Engg. Pvt. Ltd.		24950	24950
Loans & Advances to Others			
Janak Khandwala		2788330	2788330
Chartered Corporate Service		5571000	5571000
DHFL TDS A/c		501551	355872
Toolasian Poly Packs Pvt. Ltd.		543459	543459
Jigisha M Rajput		250000	250000
Mukesh S Rajput		500000	500000
Ele Finance Ltd. - TDS A/c		72089	60081
Avanse Financial services - TDS A/c		557500	200214
Silver Oak Education & Research Society		30000000	30000000
TDS [F.Y. 2019-20]		0	1754446
TDS [F.Y. 2020-21]		471650	0
Central Bank of India - fixed deposit (AMC BG)		5548500	5548500
Avanse Financial Services Ltd. - Fixed Deposit		780800	780800
Yes Bank - Fixed Deposit (NSDC BG)		10621266	10621266
Central Bank - Fixed Deposit (NSDC BG)		3060000	1000000
Jyoti Tradelink		8640053	0
TOTAL		69931148	59998918

On Behalf of the Board of Directors
FOR SILVER OAK SHOPS & OFFICES CHS. LTD.

Shital O Agrawal
Chairman

Poonam S. Agrawal
Secretary

SILVER OAK SHOPS & OFFICES CO. OP. HOUSING SOC. LTD.



PARTICULARS	NOTE	2020-21	2019-20
		(Rs.)	(Rs.)
REVENUE FROM OPERATIONS	13		
<u>i) Fee Receipts :</u>			
Fee Income - Silver Oak College of Engg. & Technology		392254505	342588793
Fee Income - Aditya Silver Oak Institute of Technology		151554638	140502357
Fee Income - Silver Oak University		78405000	0
<u>ii) Sale of Services :</u>			
Books & Library Income		601744	557560
<u>iii) Other Operating Revenues :</u>			
Skill India - PMKVY		90080545	124780160
Incubation Centre Income		1322123	1580561
TOTAL		714218555	610009431
OTHER INCOME :	14		
Fixed Deposit Interest		1137092	1701525
Contract Income		0	0
Rent Income		-	0
Other Income		0	251550
Dividend Income		-	0
Other Income - Aditya Silver Oak		379031	651025
TOTAL		1516123	2604100
EMPLOYEE BENEFIT EXPENSES	15		
Salary & Wages		243292039	179479200
Salary - Aditya Silver oak		75966835	70576691
Lab. Con. - Aditya Silver Oak		75966	70576
Skill India		14015146	13127038
PF Contribution		806123	805111
TOTAL		334156109	264058616
FINANCE COST	16		
<u>i) Interest Expense :</u>			
Term Loan & OD Interest		41001478	35589344
Loan Interest [NBFC & AUTO LOAN]		10034862	9791284
TOTAL		51036340	45380628

On Behalf of the Board of Directors
FOR SILVER OAK SHOPS & OFFICES CHS. LTD.

Shital O Agrawal
Chairman

Poonam S. Agrawal
Secretary

SILVER OAK SHOPS & OFFICES CO. OP. HOUSING SOC. LTD.



PARTICULARS	NOTE	2020-21	2019-20
		(Rs.)	(Rs.)
OTHER EXPENSES	17		
<u>Administrative, Selling & Other Misc expenses</u>			
Audit Fees		125000	125000
College Cleaning Exp.		2714166	2832147
College Maint. Exp.		2872144	3840249
Computer Exp.		2190511	2291527
Electricity Exp.		5093740	8180032
Maintainance Exp. - Aditya Silver Oak		5393645	5010945
R & D Exp. - Aditya Silver Oak		1519336	1411534
Training Exp. - Aditya Silver Oak		2203038	2046724
Misc. Exp - Aditya Silver Oak		16515189	15343373
Other Exp. - Aditya Silver Oak		22790050	21173007
Fee Expenses		6890545	6458251
Municipal Tax		2960071	3061915
Donation Exp.		665000	404600
Advertisement Exp.		9623086	9734885
Bank Charges		19092011	2288966
Conveyance Exp.		340147	458269
Housekeeping Exp		374937	547148
Garden Maint. Exp.		290411	587923
Insurance Exp.		794433	301258
Navratri Exp.		0	142652
Office Exp.		388145	687791
Pooja Exp.		70172	88471
Postage Exp.		80541	123458
Programme Exp.		88191	277854
Reparing Exp.		511219	396345
Security Charges		962444	858471
Staff Welfare Exp.		390592	177145
Stationery & Printing Exp.		588193	647120
Student Scholarship Exp.		240147	290258
Student Welfare Exp.		110501	822147
Telephone Exp.		788291	869824
Travelling Exp.		547552	647589
Vehicle Exp.		189227	377258
Expenses of Skill India			
Consumable Cost		10244147	8987523
Trainee Placement		9888562	9245872
Software Cost		1854258	1425890
Office Expenses		502111	3985258
Rent Expenses		18055752	21580500
TOTAL		147947505	137729179

On behalf of the Board of Directors
FOR SILVER OAK SHOPS & OFFICES CHS. LTD.

Shital O Agrawal
Chairman

Poonam S. Agrawal
Secretary

SILVER OAK SHOPS & OFFICES CO.OP. HOUSING SOC. LTD.

F.Y. 2020-2021

SCHEDULE 10 : FIXED ASSETS

No	DESCRIPTION OF ASSETS	RATE OF DEP.	GROSS BLOCK			DEPRECIATION			NET BLOCK			
			OP. BAL	ADD	DED	TOTAL	OP. BAL	ADD	DED	TOTAL	31/03/21	31/03/20
I.	Land	0.00%	6390066	0	0	6390066	0	0	6390066	6390066	6390066	6390066
	Total (A)		6390066	0	0	6390066	0	0	6390066	6390066	6390066	6390066
II.	WORK IN PROGRESS											
1	BUILDING PHASE - VIII (E) BLOCK	0.00%	216587794	442202901	0	658790695	0	0	658790695	658790695	216587794	216587794
2	DEVELOPMENT A/C SILVER OAK COLLEGE	0.00%	0	0	0	0	0	0	0	0	0	0
3	DEVELOPMENT A/C ADITYA SILVER OAK COLLEGE	0.00%	0	0	0	0	0	0	0	0	0	0
	Total (B)		216587794	442202901	0	658790695	0	0	658790695	658790695	216587794	216587794
III.	Plant & Machinery											
1	Books & Library	13.91%	3095263	-	-	3095263	2561843	430551	2992394	102869	533420	533420
2	Chart & Models	13.91%	999000	-	-	999000	955966	43035	999001	0	43035	43035
3	Calling Tower	13.91%	682232	-	-	682232	644192	38040	682232	0	38040	38040
4	Colour Xerox M/c	13.91%	97125	-	-	97125	92470	4655	97125	0	4655	4655
5	Equipment A/c	13.91%	19784035	-	-	19784035	13010427	2751959	15762386	4021649	6773608	6773608
6	Fire & Safety Instrument	13.91%	14555	-	-	14555	13857	698	14555	0	698	698
7	Laboratory Instrument	13.91%	7294833	-	-	7294833	6897456	397377	7294833	0	397377	397377
8	R O Systems	13.91%	229000	-	-	229000	198952	30048	229000	0	30048	30048
9	Water Collier A/c	13.91%	167450	-	-	167450	167450	0	167450	0	0	0
10	Electric Installation III	13.91%	3878500	-	-	3878500	3378504	499996	3878500	0	499996	499996
11	Electricification III	13.91%	2875000	-	-	2875000	2504373	370627	2875000	0	370627	370627
12	Equipment IV	13.91%	14142730	-	-	14142730	12293807	1848923	14142730	0	1848923	1848923
13	Equipment III	13.91%	12576757	-	-	12576757	10955435	1621322	12576757	0	1621322	1621322
14	Lab Equipment III	13.91%	5547592	-	-	5547592	4832428	715164	5547592	0	715164	715164
15	LIFT III	13.91%	650000	-	-	650000	566268	83732	650000	0	83732	83732
16	Electricification V	13.91%	10387892	-	-	10387892	8294020	1444956	9738976	648916	2093872	2093872
17	Equipment V	13.91%	4813205	-	-	4813205	3711276	669517	4380793	432412	1101929	1101929
18	Laboratory Instrument V	13.91%	146669	-	-	146669	117810	20402	138212	8457	28859	28859
19	Electricification IV	13.91%	961979	-	-	961979	828889	133090	961979	0	133090	133090
20	Electricification Phase V	13.91%	215797	-	-	215797	167497	30017	197514	18283	48300	48300
21	Lab Equipment IV	13.91%	2402456	-	-	2402456	1969054	334182	2303236	99220	433402	433402
22	Air Conditioner IV	13.91%	1606600	-	-	1606600	1279148	223478	1502626	103974	327452	327452
23	Laboratory Equipment Phase - Vi	13.91%	2928266	-	-	2928266	2078157	407322	2485479	442787	850109	850109
24	Lift Phase - Vi	13.91%	985000	-	-	985000	699043	137014	836057	148944	285958	285958
25	Mobile Instrument	13.91%	70003	-	-	70003	45954	9737	55691	14312	24049	24049
26	Books & Library	13.91%	1600746	-	-	1600746	991105	222664	1213769	386977	609641	609641
27	Electric Installation	13.91%	384622	-	-	384622	270700	53501	324201	60421	113922	113922
28	Epobx System	13.91%	100000	-	-	100000	70165	13910	84075	15925	29835	29835

29	Equipments	4882619	-	-	4882619	3022485	679172	0	3701657	1180962	1860134
30	R O Systems	155000	-	-	155000	108192	21561	0	129753	25248	46809
31	Laboratory Instrument - Adliya	2301576	-	-	2301576	1236063	320149	0	1556212	745364	1065513
32	Lift Phase - VIII Adliya	4428700	-	-	4428700	2344603	616032	0	29660635	1468065	2084077
33	Water Purifier - Silver Oak	246650	-	-	246650	122995	34309	0	157304	89346	123655
34	Books Phase VII	442175	-	-	442175	237471	61507	0	298978	143197	204704
35	Electric Installation VIII	12002834	-	-	12002834	6446135	1669594	0	8115729	3887105	5556699
36	Equipment VII	10450546	-	-	10450546	5612478	1453671	0	7066149	3384397	4838068
37	Laboratory Equipment VII	19973992	-	-	19973992	11264277	2778382	0	14042659	5931333	8709715
38	Laboratory Equipment - Adliya Silver Oak	3022422	1,519,936.00	-	4542358	1171913	631842	0	1803755	2738603	1850509
39	Library - Adliya Silver Oak	340856	121,546.00	-	462402	97117	64320	0	161437	300965	243739
40	LIFT VII	1880708	-	-	1880708	902624	233786	0	1136410	544298	778084
41	R O Plant VII	200000	-	-	200000	107410	27820	0	135230	64770	92590
42	Xerox Machine VII	618450	-	-	618450	332138	86026	0	418164	200286	286312
43	Airconditioner VIII	1846937	-	-	1846937	855485	256909	0	1112394	734543	991452
44	Equipment VII	6908607	-	-	6908607	3191348	960987	0	4152335	2756272	3717259
45	Lift VIII	5313000	-	-	5313000	2851608	739038	0	3595646	1722354	2461352
46	Solar Plant	9114000	-	-	9114000	3803271	1267757	0	5071028	4042972	5310729
47	EQUIPMENT PHASE VIII	12500000	-	-	12500000	4491771	1738750	0	6230521	6269479	8008229
48	EQUIPMENT PHASE VIII	910442	-	-	910442	327159	126642	0	453801	456641	583283
49	LAB. EQUIPMENT PHASE - VIII	1249840	-	-	1249840	449120	173853	0	622973	628867	800720
50	Ignite Labs in Block "D"	19187562	-	-	19187562	6894891	2668990	0	9563881	9623681	12292671
51	Dr. C. V. Raman Auditorium Hall Block "b"	6211160	-	-	6211160	2231928	863972	0	3095900	3115260	3979232
52	Waste Management Laboratory	3225319	-	-	3225319	1158992	448642	0	1607634	1617685	2066327
53	Block "B" - 5th floor	24283790	-	-	24283790	8726177	3377875	0	12104052	12179738	15557613
54	Ignit Incubation Centre Block "D"	27082137	-	-	27082137	9731740	3767125	0	13498865	13583272	17350397
	Total (C)	277216629	1,641,482.00	-	278858111	157315641	37604630	0	194202639	83937845	119900991

11.	Building										
1	College Building	117641135	0	-	117641135	23400838	1858730	0	25259568	92381568	94240298
2	College Building II	70707139	-	-	70707139	39122479	1117173	0	40235652	30467487	31584660
3	College Building III	74084	-	-	74084	37055	1171	0	38226	35858	37029
4	College Building IV	53255825	-	-	53255825	24079410	841442	0	26920852	26334973	27176415
5	Building Phase V	15486680	-	-	15486680	6732578	244690	0	6977268	8509412	8754102
6	College Phase V	65126535	-	-	65126535	28128902	1028999	0	29157901	35968634	36997633
7	New Building Phase - VI	17472633	-	-	17472633	5930068	276068	0	6206136	11266497	11542565
8	Colleg Building	77569814	-	-	77569814	26183140	1225603	0	27408743	50161071	51386674
9	Adliya Colleg Building	73631678	25828724	-	99460402	4402516	1571474	0	5973990	93486412	69229162
10	College Building VII	27302023	-	-	27302023	7796750	431372	0	8228122	19073901	93136951
11	College Bldg Block-8(B&C) floor - VIII	28372617	-	-	28372617	20073977	448287	0	20522264	7850353	8298640
12	BUILDING PHASE - VIII	115684476	-	-	115684476	10403892	1627815	0	12231707	103452789	105280604
13	Senior Staff Cabins Block "B"	2400908	-	-	2400908	215921	37934	0	253855	2147053	2184987
14	College Canteen	1200150	-	-	1200150	107933	18962	0	126895	1073255	1092217
15	Godown Shed	417600	-	-	417600	37556	6598	0	44154	373446	380044
16	Staff Quarters	4740000	-	-	4740000	426284	74892	0	501176	4238824	4313716
17	Exterior Texture Paint Work Block A, B & D	2376360	-	-	2376360	213713	37546	0	251259	2125101	2162647
18	SILVEROAK SKILL DEVELOPMENT CENTRE	48090197	0	-	48090197	949781	759825	0	1709606	46380591	47140416
	Total (D)	721549874	25828724	-	747378598	200242794	11808582	0	212051375	535327224	594938759

II.	Furniture & Fixtures											
1	Furniture & Fixture	18.10%	1017200	-	1017200	1017200	1017200	0	0	1017200	0	0
2	Furniture & Fixture II	18.10%	19910247	-	19910247	19910247	19910247	0	0	19910247	0	0
3	Furniture & Fixture III	18.10%	7562416	-	7562416	7562416	7562416	0	0	7562416	0	0
4	Furniture & Fixture Phase - VI	18.10%	1393704	-	1393704	1384472	1393704	9232	0	1393704	0	9232
5	Furniture & Fixture	18.10%	15055007	-	15055007	14324439	15055007	1603917	0	15055007	0	1603917
6	Furniture & Fixture Phase - VIII Aditya	18.10%	14324439	-	14324439	9600755	14324439	2592723	0	12193478	2130961	4723484
7	Furniture & Fixture VII	18.10%	34645342	-	34645342	23948211	34645342	10697131	0	34645342	0	10697131
8	Furniture & Fixture VIII	18.10%	17325209	-	17325209	11477349	17325209	3135863	0	14613212	2711997	5847860
9	Furniture Phase VIII	18.10%	2080440	-	2080440	972780	2080440	374560	0	1349340	731100	1107660
	Total (E)		113314004		113314004	89324521	113314004	18415426	0	10773994	5574058	23989483

IV.	Computers											
1	Computer	40%	2976515	-	2976515	2976515	2976515	0	0	2976515	0	0
2	Computer II	40%	5125571	-	5125571	5125571	5125571	0	0	5125571	0	0
3	Computer III	40%	3798262	-	3798262	3798262	3798262	0	0	3798262	0	0
4	Computer IV	40%	3485075	-	3485075	3485075	3485075	0	0	3485075	0	0
5	Computer V	40%	1742745	-	1742745	1742745	1742745	0	0	1742745	0	0
6	Computer Phase - VI	40%	2958589	-	2958589	2958589	2958589	0	0	2958589	0	0
7	Computer	40%	5931600	-	5931600	5931600	5931600	0	0	5931600	0	0
8	Laptop	40%	24000	-	24000	24000	24000	0	0	24000	0	0
9	Computer VII	40%	18270698	-	18270698	18270698	18270698	0	0	18270698	0	0
10	Computer VIII	40%	2530791	-	2530791	2530791	2530791	0	0	2530791	0	0
11	CCTV/COM/SOFTWARE	40%	714625	-	714625	714625	714625	0	0	714625	0	0
	Total (F)		47558471		47558471	47558471	47558471	0	0	47558471	0	0

V.	Motor Vehicles											
1	New Innova Car	25.89%	1718571	-	1718571	1651742	1718571	444938	0	2096680	0	0
2	New Toyota Fortuner	25.89%	3480736	-	3480736	2633724	3480736	901163	0	3534887	0	0
3	Honda Bike	25.89%	60416	-	60416	59388	60416	15642	0	75030	0	0
	Total (G)		5259723		5259723	4344853	5259723	1361742	0	5706596	0	0

GRAND TOTAL [A+B+C+D+E+F+G]										1267588622	892577932
------------------------------------	--	--	--	--	--	--	--	--	--	-------------------	------------------